



# iPhone iPad Apps

**iOS 13.5.1**  
**35 Slides**

Jere Minich

APCUG Advisor Region 5 (FL,GA,SC,AL)

[jminich@apcug.org](mailto:jminich@apcug.org)

All actual displays are from my iDevices.

iPhone 8 Plus.

iPad Air 3<sup>rd</sup> Generation



# Apps?

- Apps can transform the way to do anything;
  - creating,
  - learning,
  - playing games,
  - getting more done.
- The “App Store” is the best place to discover new apps;
  - to pursue passions in ways never thought possible.
- Tabs in the App Store make it easy to;
  - discover new apps
  - learn more about the kinds of apps.

# **App Store icon for iPad or iPhone**



# App Store Display

WEDNESDAY, JUNE 17

## Today



LIFE AT HOME

### Cook With What You've Got

From frittatas to crumb cakes, feel free to riff on these easy recipes.

GET ORGANIZED

### Declutter Your Digital Life

APPLE ARCADE

### Explore Extraordinary Worlds



← Tabs

# Tabs in the App Store

Tabs at the bottom of the display

- **Today Tab**
  - Updated daily,
  - find helpful tips and tricks.
- **Games Tab**
  - Curated by expert gamers.
- **Apps Tab**
  - Organized and brimming with recommendations to help find the right app.
- **Arcade**
  - Editors handpick games,
  - Deliver it fresh every day.
- **Search Tab**
  - Search for any App by name.

# Types of Apps

**Native apps** - for a single mobile operating system;

- for a particular platform or device,
- apps built for systems like:
  - iOS, Android, Windows phone, Blackberry.
- can **not** be used on a platform other than their own.
- win the speed competition.
- easy user interface.
- can use the camera, the GPS, the accelerometer, the compass, the list of contacts, etc.
- can use gestures and notifications.
  - Instagram, Facebook, Twitter, Pokémon Go.

# Types of Apps

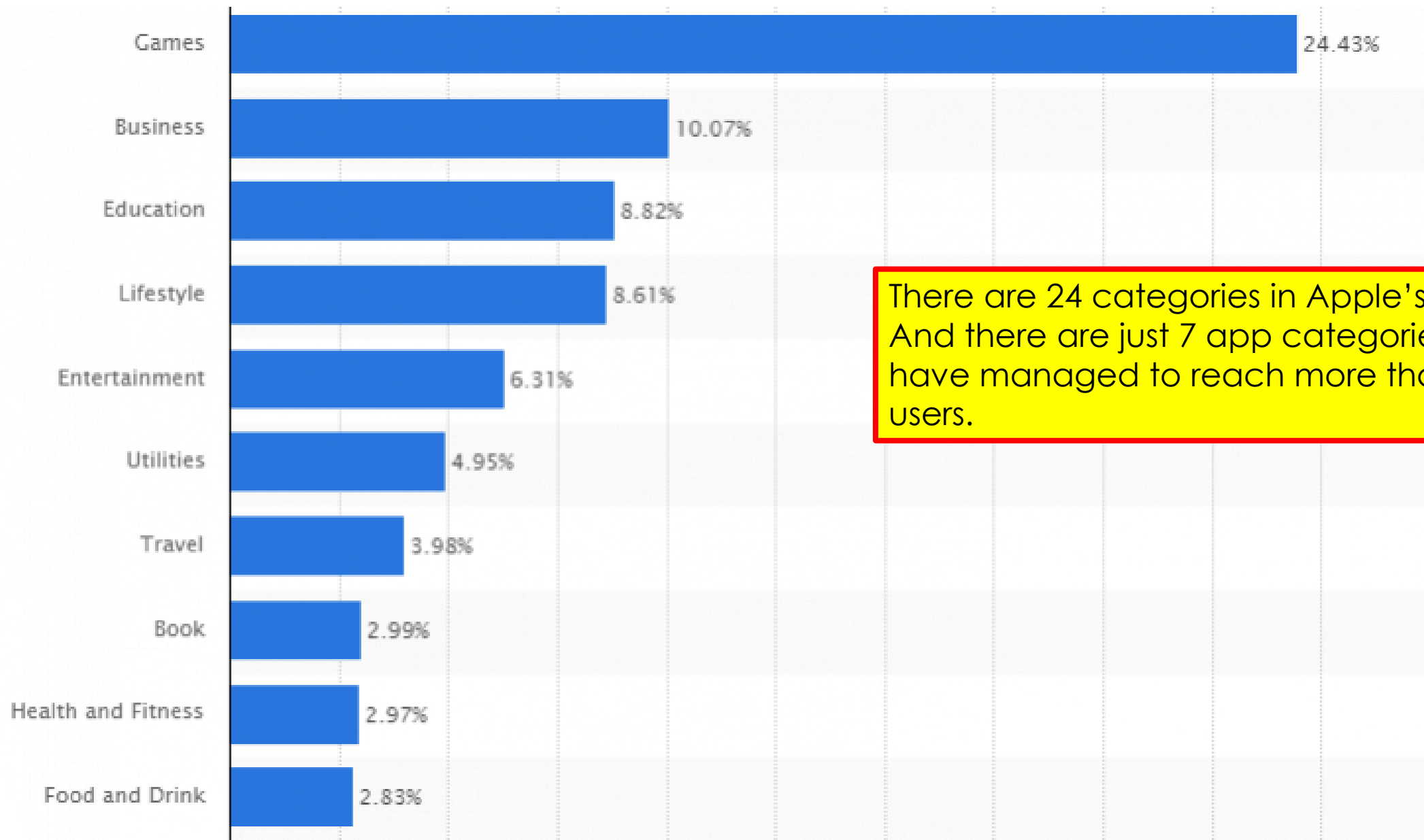
- **Hybrid apps** - built using multi-platform web technologies;
  - mainly website applications disguised in a native wrapper,
  - single code base for all platforms,
  - inability to look exactly same way on two or more different platforms,
  - allow cross platform development and reduce development costs,
  - all the pages are the same,
    - except for the top header,
    - which is platform specific.
  - are part native apps, part web apps.
    - Walgreens, Banana Republic, Instagram, Twitter, UBER, Gmail.

# Types of Apps

- **Web apps** - software applications that behave in a fashion similar to native applications.
  - must use a browser to run,
  - require minimum of device memory,
  - users can get access from any device whenever there is internet connection.
  - Web apps win the prize on discoverability.
  - available GPS, the tap-to-call feature.
    - Financial Times, Google Docs, Starbucks, Evernote, AliExpress.



## Categories of Apps



There are 24 categories in Apple's App Store. And there are just 7 app categories that have managed to reach more than 3% of users.

# The App Store is Shrinking \ On Purpose

- From 2017 to 2020, the number of iPhone apps in the App Store declined.
  - Apple introduced new standards to improve the quality of the apps available in the store.
  - Apple also removed old apps that are:
    - no longer compatible with new versions of the iOS,
    - apps that copy other apps,
    - apps that provide tools that aren't needed on the iPhone, like antivirus.
- Number of Apps available to iPads is complex because of:
  - iPadOS apps
  - iPad apps.

Search



# Apple Books

Books & audiobooks you'll love

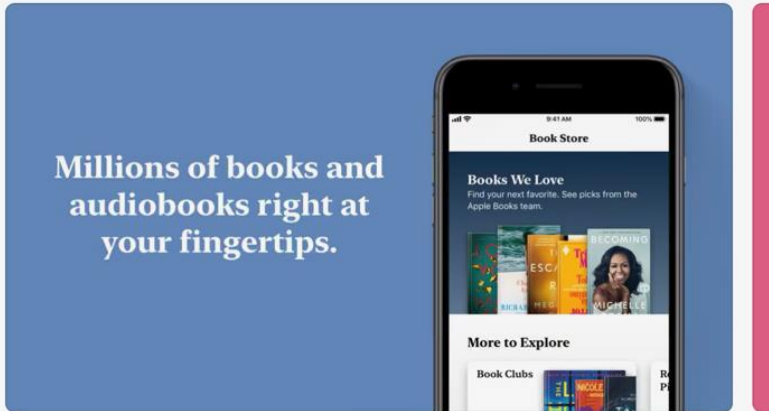
OPEN



No Ratings

4+

Age



Offers iPad and Apple Watch Apps

Apple Books lets you lose yourself in the best books and audiobooks right on your iPhone, iPad, iPod touch, or Apple Watch. You'll find bestsellers, [click more](#)

Apple

Developer



Today



Games



Apps



Arcade



Search

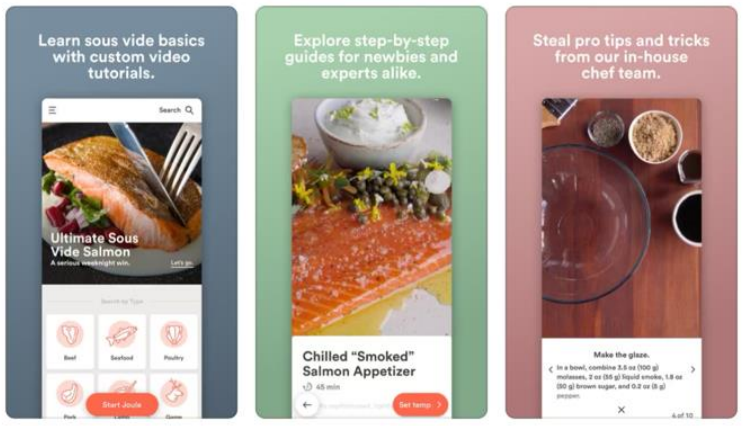
When at the App store, this appears.

The App is on the device.

Developers explanation of the App.

Search bar containing 'joule' and a 'Cancel' button.

**Joule** Joule: Sous Vide by ChefSteps  
 Food & Drink  
 ★★★★★ 326

When at the App store, this appears.


This App was once deleted and can be downloaded again for free anytime.

STORY Learn to Cook Sous Vide





When at the App store, this appears.



Get it for **Free**

The developer then advertises upgrades to the paid versions.





When at the App store, this appears.



### Scanner Pro: PDF Scanner App

PDF Scanner, Fax and OCR

**\$3.99** In-App Purchases



4.9 ★★★★★  
149K Ratings

#2  
Business

4+  
Age

#### Also Included In

 Work from Home Bundle  
by Readdle  
-40% Business

[VIEW](#)

#### Preview



**Verify the \$\$**  
Daily price?  
Weekly price?  
Monthly Price?  
Annual Price?

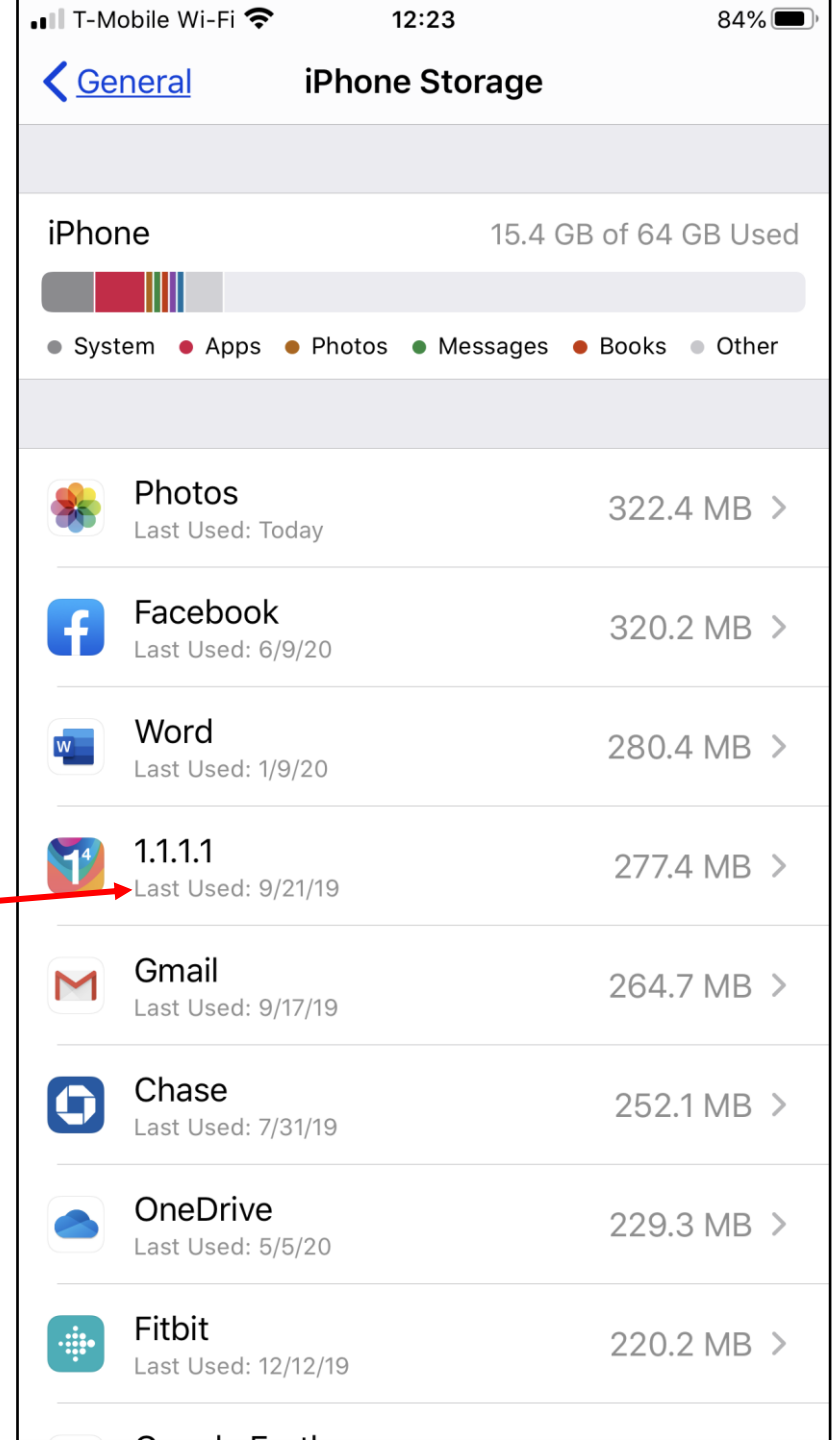
- Things to Remember
1. Read the full description provided.
  2. DuckDuckGo it . (Scanner pro **review**).
  3. Make a Wise choice after investigation.
  4. Do not jump and be sorry later.
  5. Permanent delete of an App by only using iTunes.

# Last Time App was used.

## iPad and iPhone

To find the last time an app was used;  
1. Settings > General > iPhone (or iPad) Storage.

Last Time it was used date



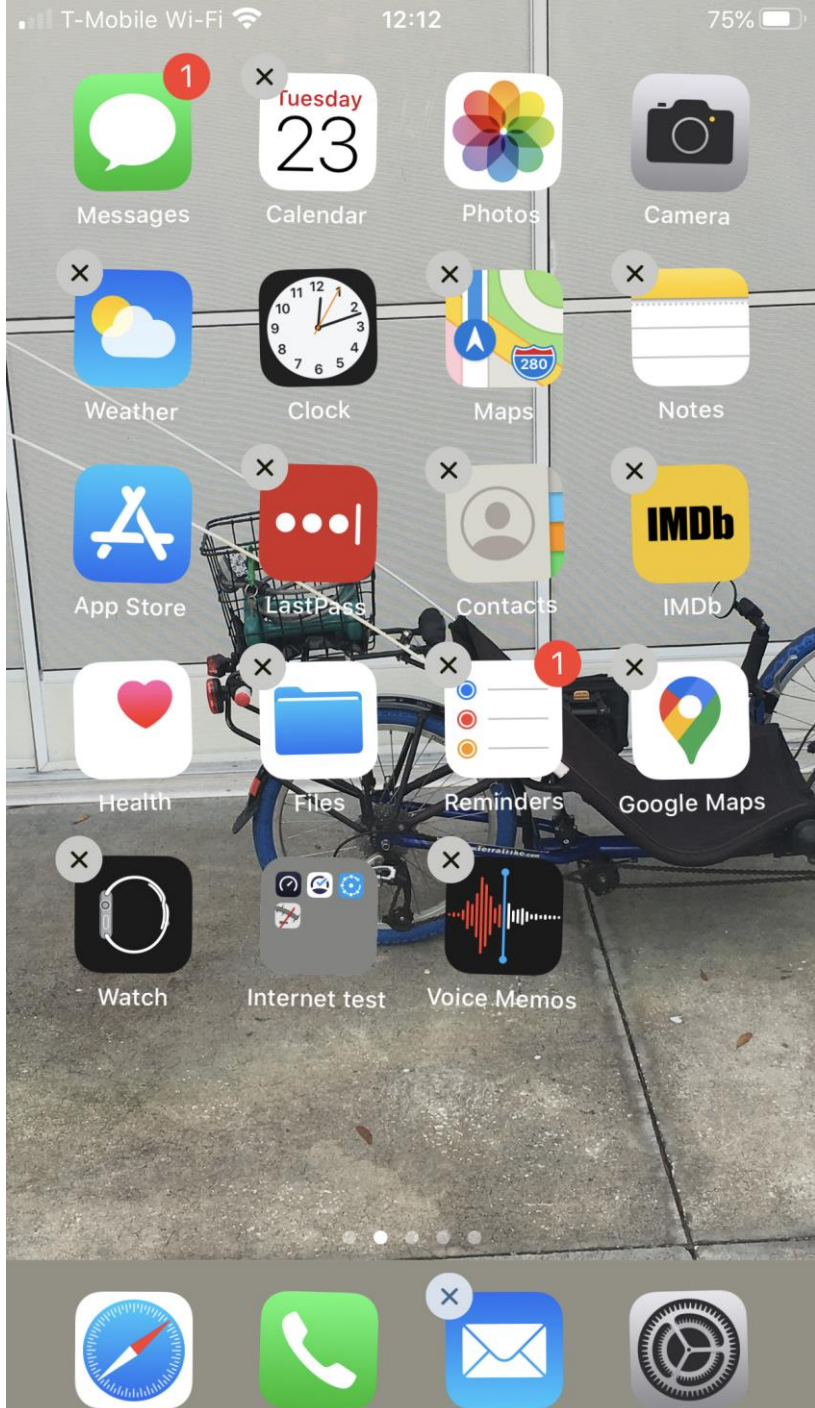
# How to Delete Apps

- Users delete Apps
  - to free up storage space
  - no longer using these Apps.
- Be aware that there are certain stock Apps which **cannot** be deleted.
  - **Stock Apps** like: Safari, App Store, Photos, Camera, Settings, Messages, Wallet and Find My
  - Calculator, Calendar, Compass, Contacts, FaceTime, iTunes Store, Mail, Maps, Music, News, Notes, Stocks, Reminders, Weather, Voice Memos, Podcasts, Tips and TV can be deleted.
- Also delete any “third party” Apps installed on the device.

## Delete Apps From Home Screen.

1. On the Home screen, locate the App that you want to delete.
2. Tap and hold on the App icon .
3. Tap ‘Delete App’ option in the pop-up menu.
4. On the confirmation pop-up, tap ‘Delete App’ to confirm.

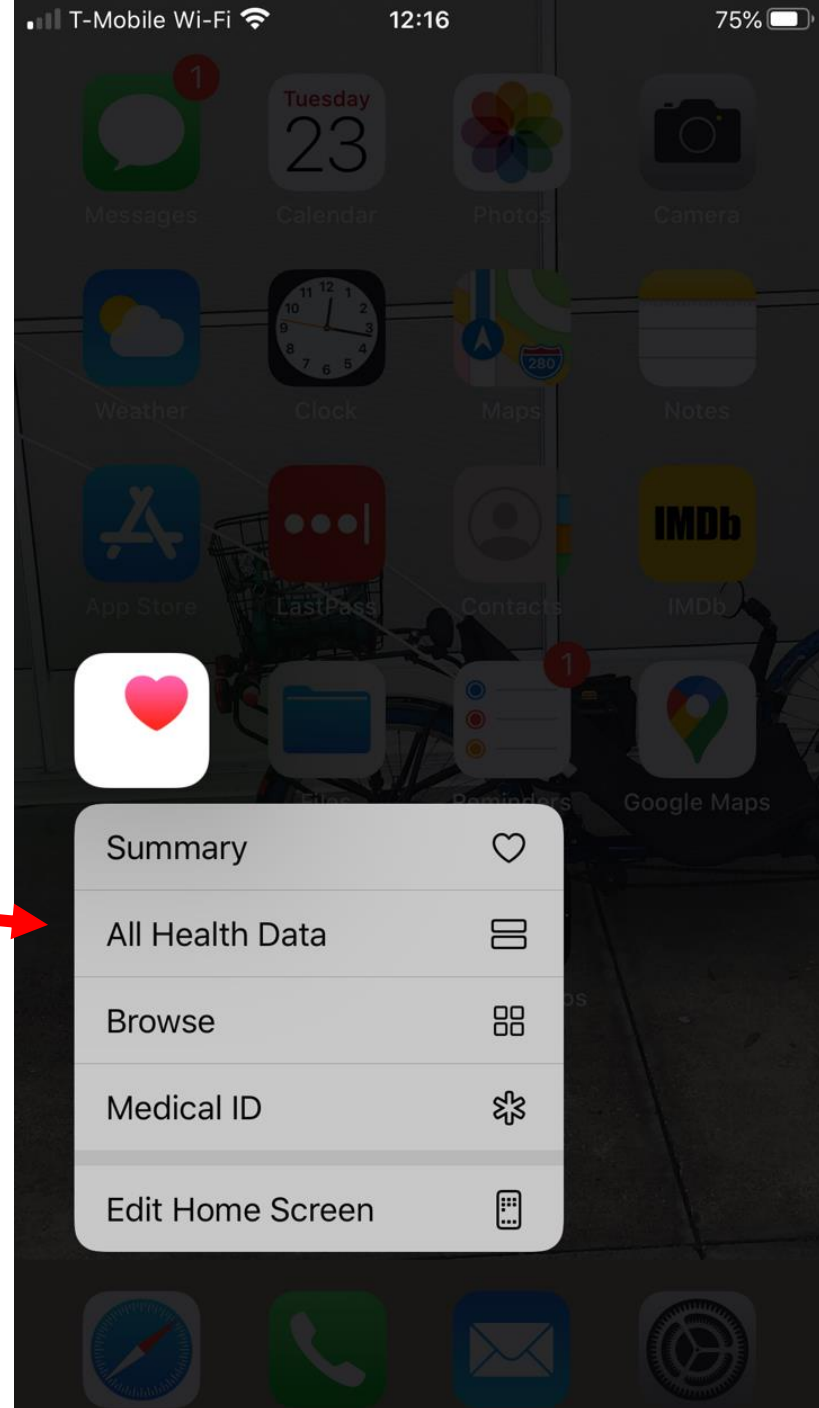




# Delete Apps on iDevice

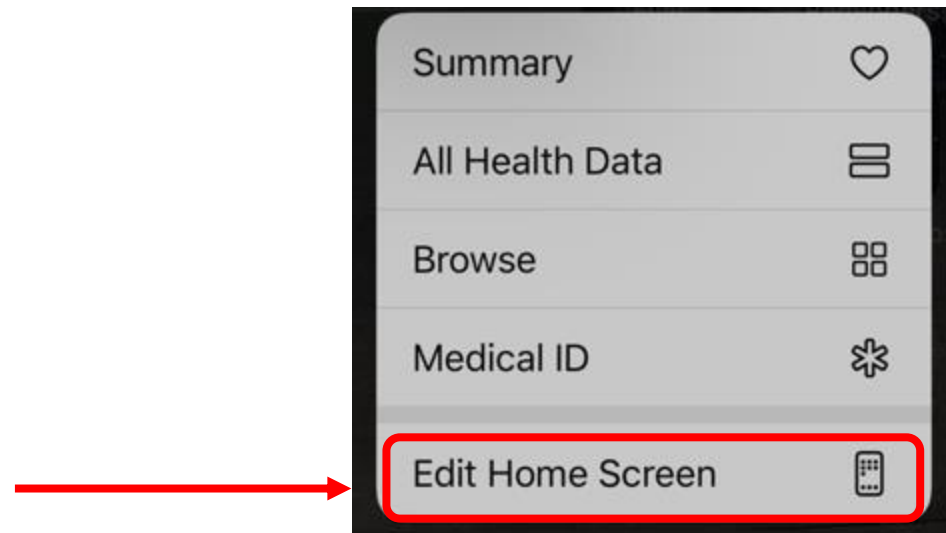
Delete icon Apps Display

Pop-Up Menu



# Delete Multiple Apps

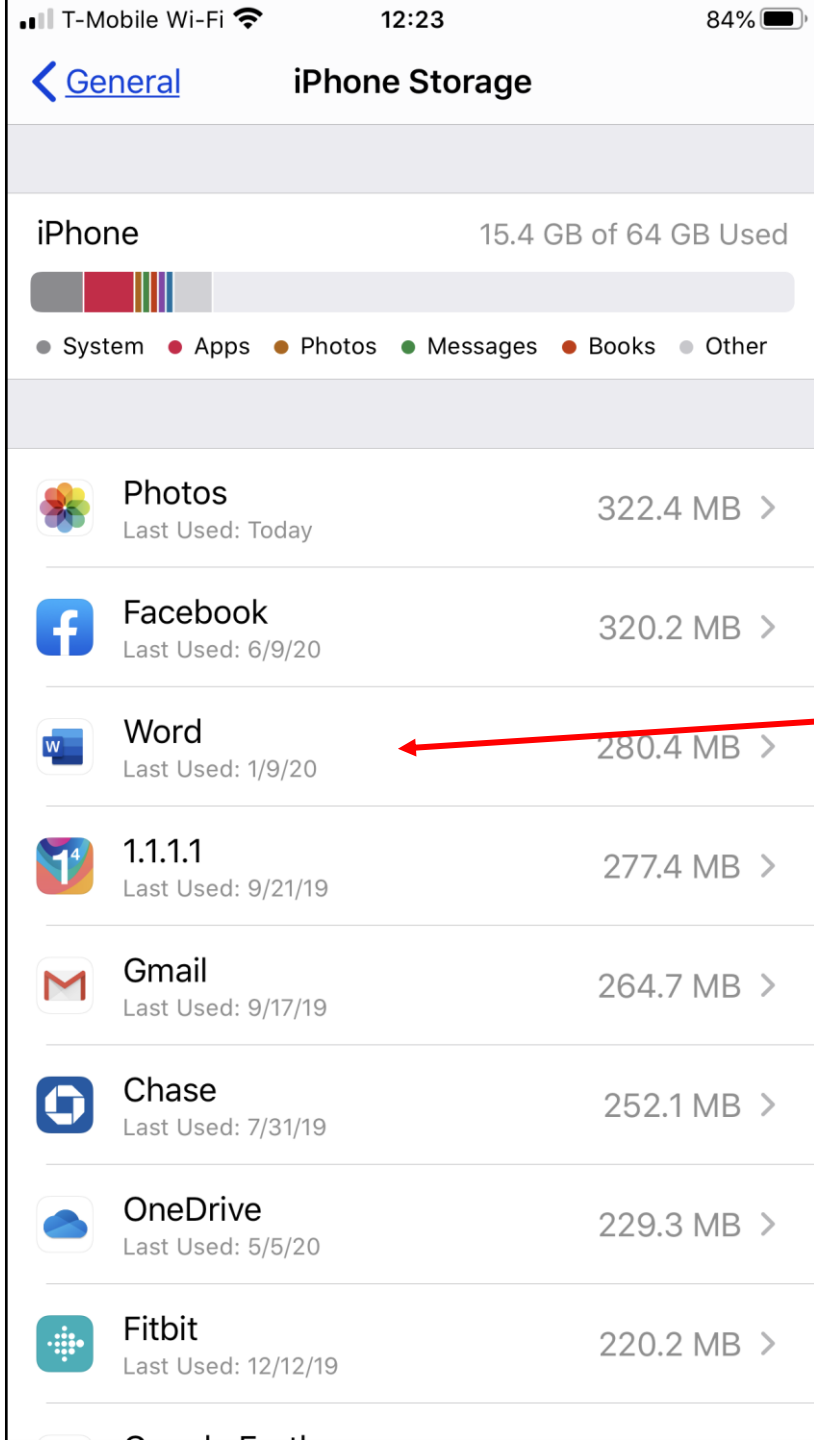
1. Tap and hold on any App icon on the Home screen.
2. In the pop-up menu, tap on Edit Home Screen option.
3. To delete any App, tap on the “x” icon next to the App.
4. On the confirmation pop-up, tap on the ‘Delete option’ to confirm.



# Delete Apps Using Settings

Look at the amount of storage space taken up by the Apps before delete or offload .

1. Settings > General > tap iDevice Storage.
  - A. The list will take time to populate.
  - B. The first app listed will be taking up the most storage space.
2. Tap on the App that you want to delete from the list.
3. On App Details screen, tap on 'Delete App'.
  - Repeat the above steps to delete other unnecessary apps that are taking up storage space on the device.
  - Note: note the difference between 'Offload App' and 'Delete App.'

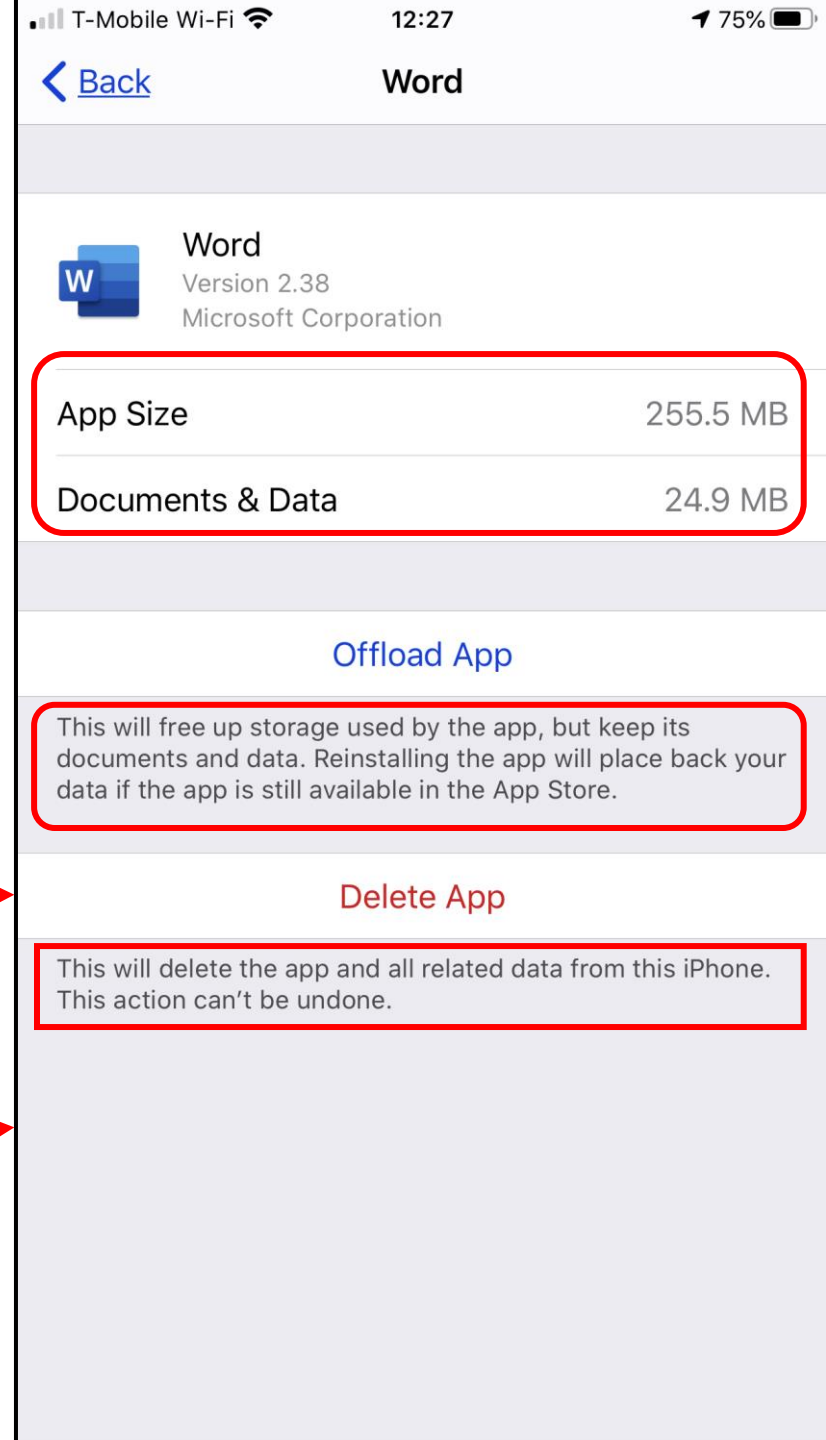


Deleting an App using Settings

Tap "Word"

"Word" deleting Display

This Display will vary depending on what was selected to Delete.



# Prevent Apps From Being Deleted

Follow the steps below to prevent apps from being deleted.

1. Settings > Screen Time > Content & Privacy Restrictions.

**Note:** On the Content & Settings Restrictions screen, make sure the option for Content & Privacy Restrictions is toggled **ON**.

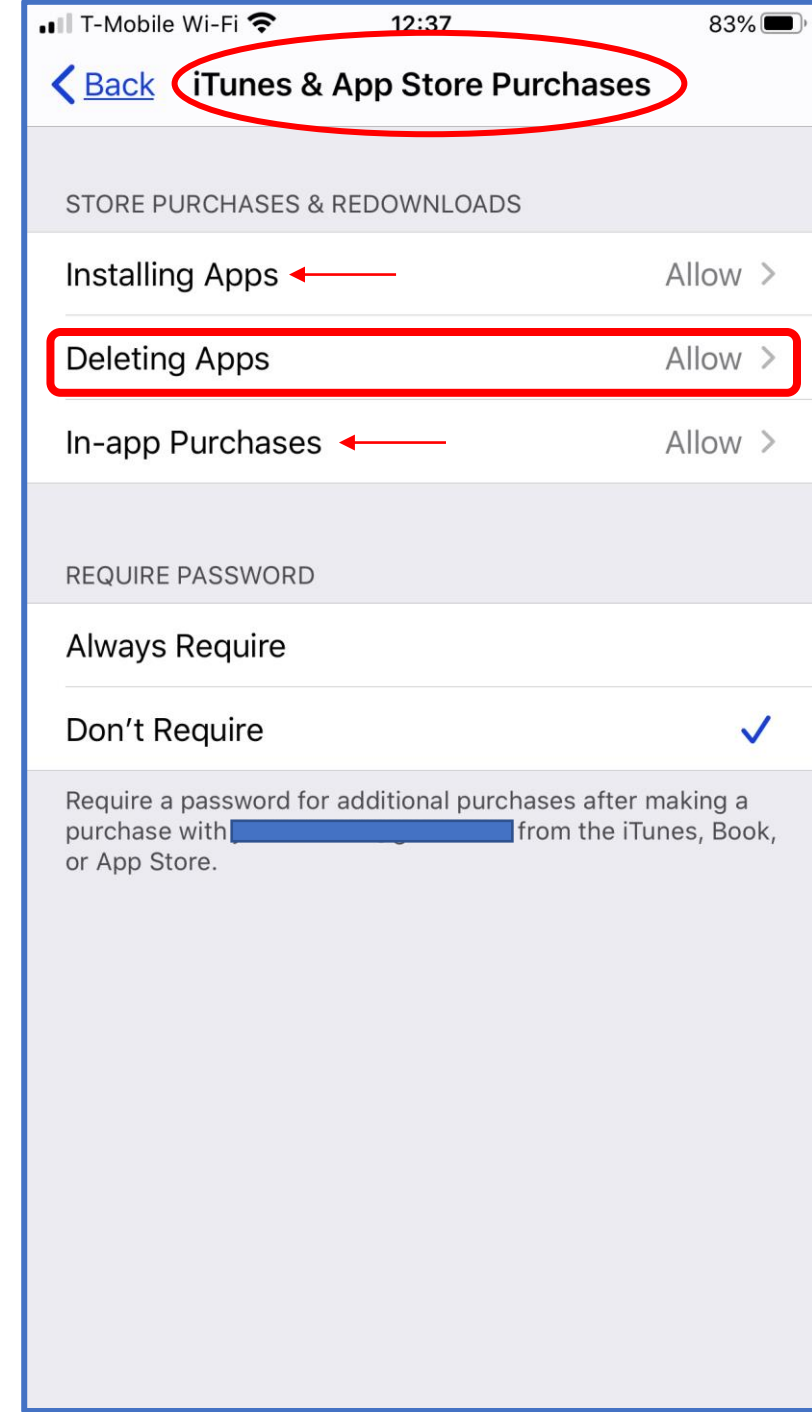
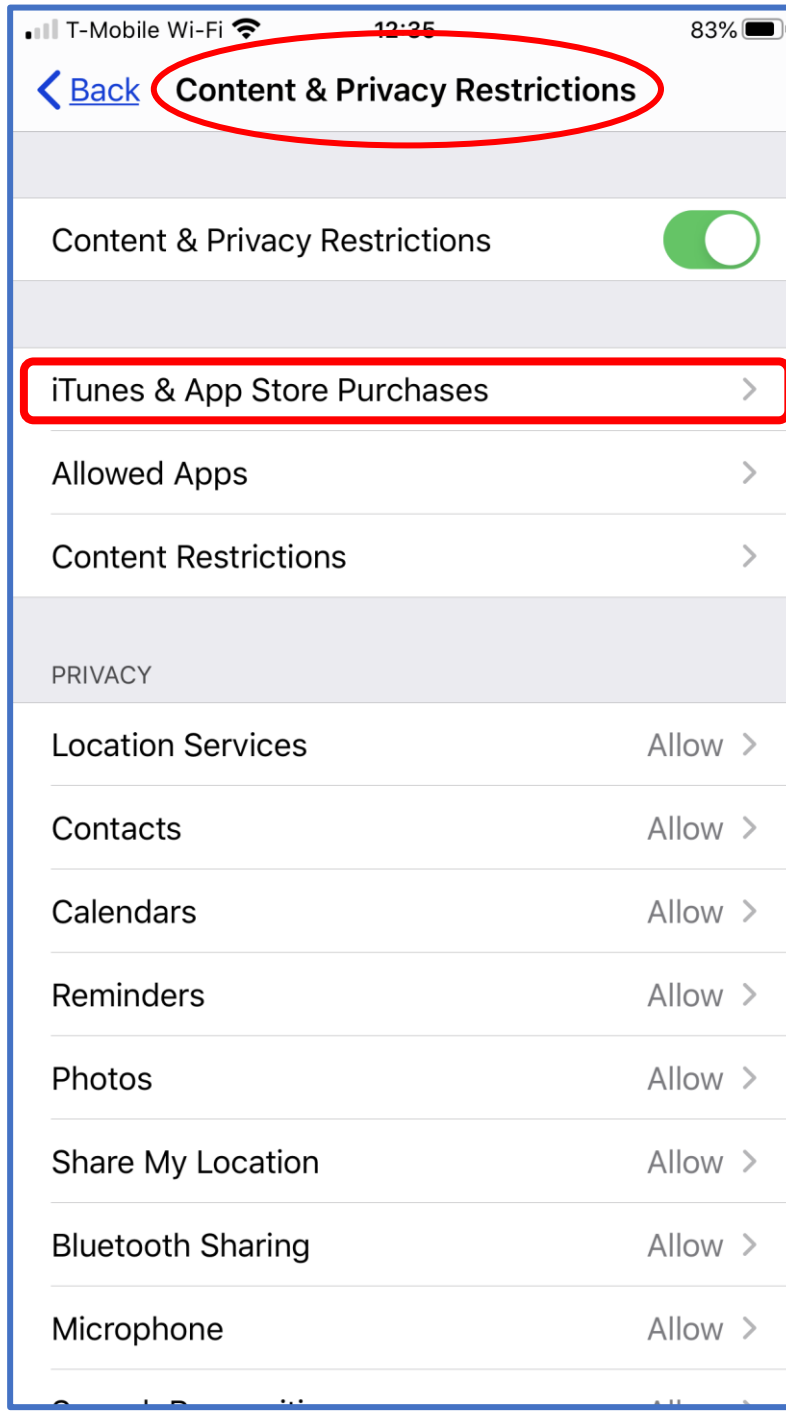
2. Tap 'iTunes & App Store Purchases'.

3. On the next screen, tap on 'Deleting Apps'.

4. On the next screen, tap on 'Don't Allow'.

- a. to prevent deleting of Apps on the device.

- Anyone else with access to the device won't be able to delete Apps.



[Back](#)

## Deleting Apps

Allow



Don't Allow

Prevent Apps From  
Being Deleted

The Final Step  
Tap to select an option.

# Confirm That Apps Cannot Be Deleted

1. From the home screen, tap and hold on any app icon until it starts to Wiggle.
2. Since Deleting of the Apps has been disabled, you will not be able to see “X” symbol next to Apps on the iPhone.

**Note:** In normal settings, tapping and holding on any of the App icons causes an “X” sign to appear at the top left corner of the App icons, allowing delete of Apps by tapping on the X symbol.

- This confirms that anyone that has access to the device won't be able to delete Apps,
  - without knowing the restrictions passcode.



# How to Recover Deleted Apps

To recover and reinstall deleted Apps at any time.

1. Open the 'App Store' on the device.
2. Tap on the Profile Picture icon.
  - a) (located at the top-right corner of the screen.)
3. On the Account screen, tap 'Purchased'.
4. On the next screen, tap 'My Purchases'.
  - A. This will bring up all the Apps on the device.
5. Tap on the Cloud icon next to the App that you want to Reinstall.

No SIM

3:58 PM

71%

# Apps

## New Apps We Love

See All


**Montana's**  
 Home of the  
 Canadian BBQ

**GET**

- Today
- Games
- Apps**
- Updates
- Search



Profile Picture

Tap here

# How to Recover Deleted Apps

T-Mobile Wi-Fi 11:35 90%

**Account** [Done](#)

Jere Minich

Purchased

Subscriptions


[Redeem Gift Card or Code](#)

[Send Gift Card by Email](#)

[Add Funds to Apple ID](#)

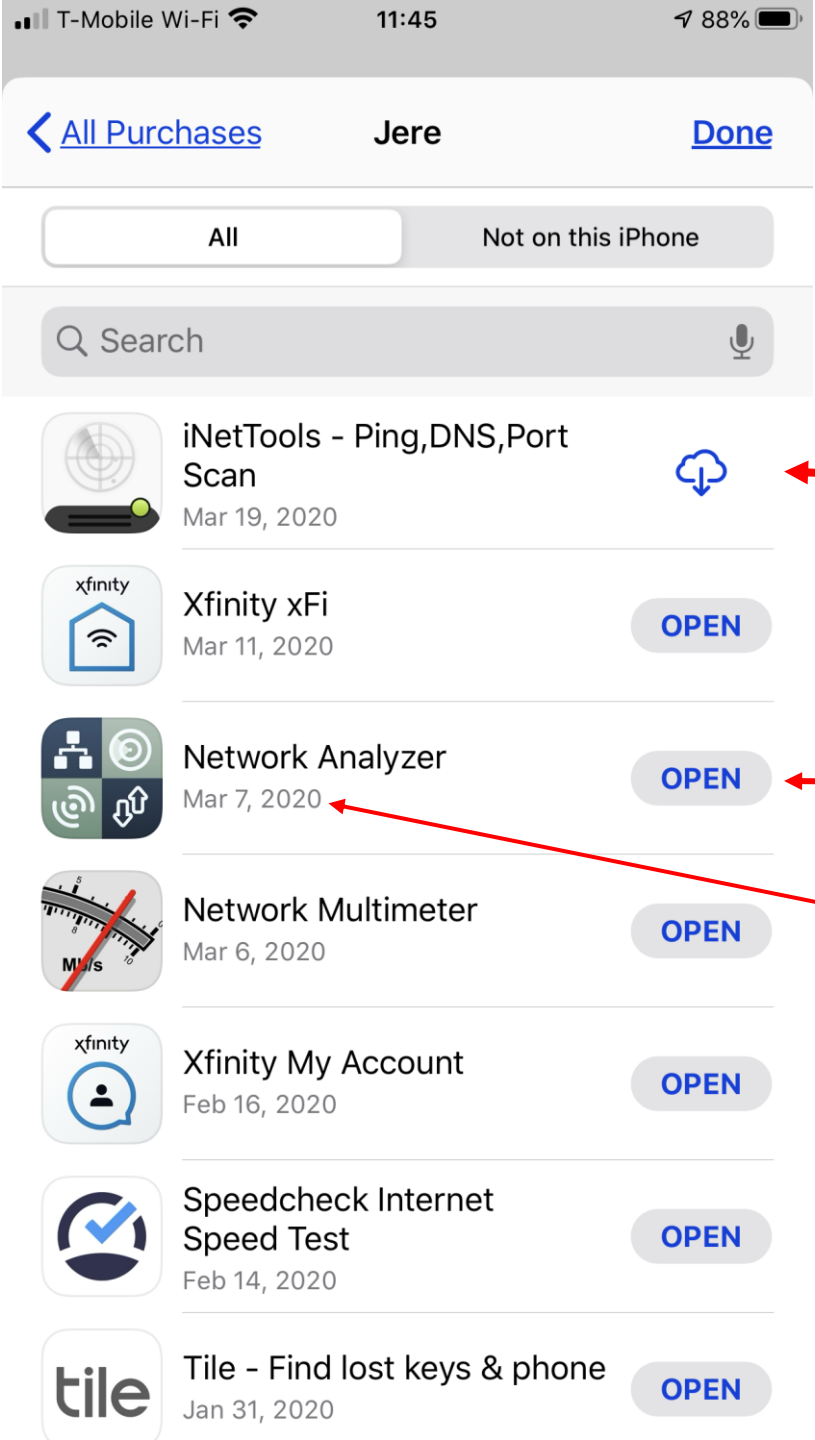
Personalized Recommendations

UPDATED RECENTLY


**Google Maps - Transit & Food**  
 Yesterday **OPEN**

Thanks for using Google Maps! This release brings bug fixes and new features to help users during [more](#)

# How to Recover Deleted Apps



Cloud icon

The App is on the device.

The date when App was bought, ordered, or billed.

Apple Web site for step by step Redownload procedures.  
<https://apple.co/2YQCABC>

# Move Apps and Create Folders

How to rearrange your apps on iPhone

- How to change the:
  - Home screen wallpaper,
  - move apps around,
  - create folders,
  - make your apps easier to find.
- Go to this iMore web site for 13 different How-To's.
  - Step by Step with screen shots.
  - <https://bit.ly/3drjDdY>

# **Apps I use on My Devices**

- **Chase** – access to my Credit Card information.
- **Choice** – control my Hearing Aids.
- **Facebook** – keep in touch with Family / friends.
- **Fing** – who / what is connected to my internet, speed test
- **Google Maps** – guide me on the right path.
- **Kindle** – read books from Amazon.
- **Last Pass** – my Password manager.
- **Microsoft Word** – develop documents.
- **Zoom** – join or lead Webinars.

# Apps I use on My Devices

- **ClearCaptions** - FCC certified Free telephone captioning provider.
- **Fitbit** - activity trackers.
- **Google Earth** - 3D representation of Earth based on satellite imagery.
- **Honda Link** - connected with vehicle from the smartphone.
- **IMDB** - online database of info related to films, TV, videos, etc.
- **Joule** - cooks to the perfect temperature from anywhere with Wi-Fi.
- **MY GPS Coordinates** - find latitude / longitude location of any place.
- **One Drive** - file hosting service / synchronization by Microsoft.

# Apps I use on My Devices

- **Scanner Barcode** – scanning items while shopping.
- **Solitaire** – the only game I play.
- **SunTrust** – my Banking Institution + 3 Credit Unions
- **T-Mobile** – my cell phone carrier.
- **The Calculator** - math on my phone/iPad.
- **Tile** - allows users to locate lost items via Bluetooth.
- **Truecaller** - Caller ID, block fraud & scam calls.
- **YouMail** - spam call blocker, robo call blocker & visual voicemail.

# Best iPhone Apps for 2020

- <https://bit.ly/3efd7IB> - the PC Magazine Web site.
  - 100 Apps with paragraph description.
- <https://bit.ly/3deoWNS> - the PC Magazine Web site.
- <https://bit.ly/2V40pF4> - Digital Trends Web site.
  - Many apps - June 2020
- Apps are available



# Best iPhone Apps for 2020

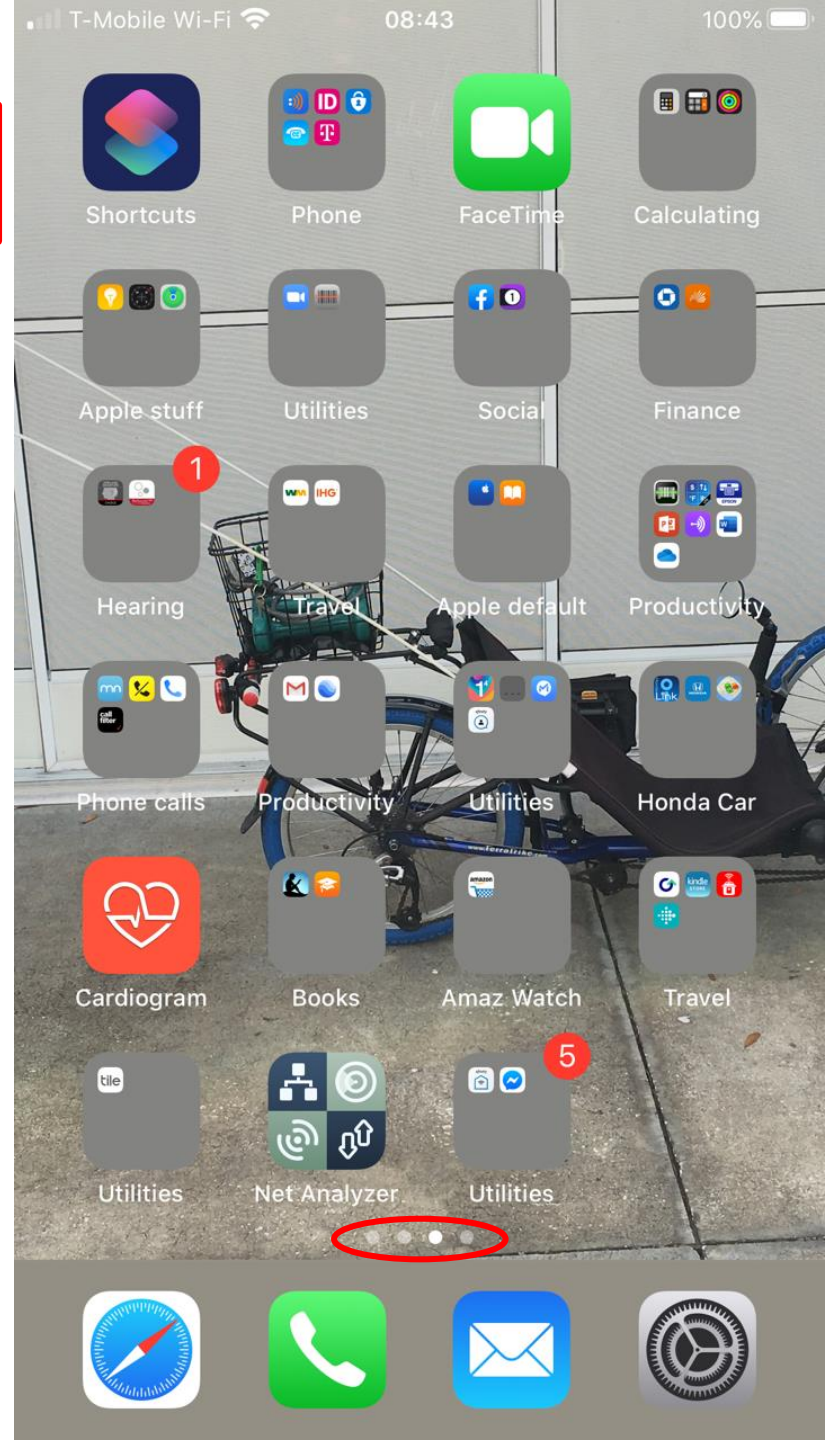

- [Productivity](#)
- [Finance](#)
- [Streaming media](#)
- [Cloud Storage](#)
- [Reading](#)
- [Writing](#)
- [Social media](#)
- [Art](#)
- [Shopping](#)
- [Music creation](#)
- [Games](#)

<https://bit.ly/3fKacrJ>



**My iPad home screen.**  
16 Folders  
2 Home Screens

**My iPhone 3 Home Screens**





# The End

- Comments, Questions, Copy of Presentation.
- Jere Minich
  - [jminich@apcug.org](mailto:jminich@apcug.org)

